



**DOCUMENTATION ON INTEGRATING
ASSESSMENTS & MATERIALS IN
SUBJECT PLANNER - TABLE METHOD**

SUBJECT PLANNER

There is a new update in the Subject planner. To access the same path is mentioned below,
Faculty login→ Batch tile→ Subject planner→ Proposed plan→ Table method.


STAFF LOGIN

- In **Proposed Plan -> Table method** we have added three new options -
 - **Option 1** → Course Material URL upload
 - **Option 2** → Course Material Upload
 - **Option 3** → Map Assessments

Sl. No.	Date	Hour	Module	Topic	Description	Mode of Instruction	Teaching Pedagogy	Course Material Url	Course Material Upload	Map Assessment		
1	20-04-	1st ▼	1st ▼	Crypto	Cryptographi	Lecture ▼	Analytical				Saved	Delete
2	23-04-	4th ▼	1st ▼	Case	Case Study	Lecture ▼	Case Study				Saved	Delete
3	26-04-	1st ▼	1st ▼	Stegan	Steganograp	Lecture ▼	Implementa				Saved	Delete
4	27-04-	1st ▼	1st ▼	Stegan	Steganograp	Lecture ▼	Implementa				Saved	Delete
5	29-04-	2nd ▼	1st ▼	Waterm	Techniques	Lecture ▼	Implementa				Saved	Delete
6	30-04-	3rd ▼	1st ▼	Test on	Test on	Lecture ▼	Test				Saved	Delete
7	30-04-	3rd ▼	1st ▼	Test on	Test on	Lecture ▼	Test				Saved	Delete
8	03-05-	1st ▼	1st ▼	Mathe	Addition,	Lecture ▼	Analytical				Saved	Delete
9	04-05-	1st ▼	1st ▼	Extend	Extended	Lecture ▼	Means-End				Saved	Delete
10	04-05-	1st ▼	1st ▼	Extend	Extended	Lecture ▼	Means-End				Saved	Delete
11	06-05-	2nd ▼	1st ▼	Linear	Linear	Lecture ▼	Means-End				Saved	Delete
12	07-05-	3rd ▼	1st ▼	Mathe	Problems on	Lecture ▼	Analytical				Saved	Delete

- In course **material URL** it is possible to add any kind of URL. (Eg: Youtube,Wikipedia etc)

Add Course Material URL ✕



URL		
#	Name	
1	https://youtu.be/R3jIJLRrSk	

- In **course material upload** we can upload course materials as many as we want for a particular proposed plan.

Add Course Materials ✕

[Upload files](#)

Drop files here

Course Materials Uploaded		
#	Name	
1	Documentation On student and parent Logins	
2	DOCUMENTATION ON SUBJECT COMMUNITY PROVISION IN ONLINE EXAM	

- In the **Map Assessment** we can map **Online exams** to the respective proposed plan.

Map Assessment ✕

#	Assessment Name	Select
1	FIRST INTERNAL-ANSWER UPLOAD	<input type="radio"/>
2	DEMO TEST	<input type="radio"/>
3	FIRST INTERNAL EXAM	<input type="radio"/>

- **Please Note** that we can map only online exams in the assessment tab.

STUDENT LOGIN

- On the student side inside the subject tile by clicking the subject proposed plan students will be able to view the following tab.
- **PATH**→ Student login→ Subject tile → Inside subject tile Subject planner

Home / Cryptography and Network Security (SB7122) / Subject Planner

SUBJECT PLANNER

Calendar View List View

Week 1

- Cryptographic attacks
- Case Study on PKI

Week 2

- Steganography
- Steganography Techniques and Attacks
- Watermarking
- Test on Steganography
- Test on Steganography

Details →

Details →




Details →

Details →

Details →

Details →

- By clicking on the details they will be viewing all the materials & assessments respectively.

Course Materials		
Course Materials Uploaded		
#	Name	View
1	Documentation On student and parent Logins	
2	DOCUMENTATION ON SUBJECT COMMUNITY PROVISION IN ONLINE EXAM	
Course Material URL		
#	Name	View
1	Cryptographic attacks	
Perform Assessment		
#	Name	Attend

- By clicking on the materials & material urls students can download the same.
- By clicking on the assessment attend button students will be directed to the online exam & can attend the respective exam directly.

Video tutorial URL for reference is attached below -

[https://us02web.zoom.us/rec/share/ NbljXGjWRPmRDQ85_0uQjy4TonrWVKWViXrKMo1iSXcsDr-GQKA3IQIshAFPm5Z.JORhlyDPi5mss7rj](https://us02web.zoom.us/rec/share/NbljXGjWRPmRDQ85_0uQjy4TonrWVKWViXrKMo1iSXcsDr-GQKA3IQIshAFPm5Z.JORhlyDPi5mss7rj)

Passcode: 17sjxt\$#



Our Vision: Improve the way the world is learning with the help of technology